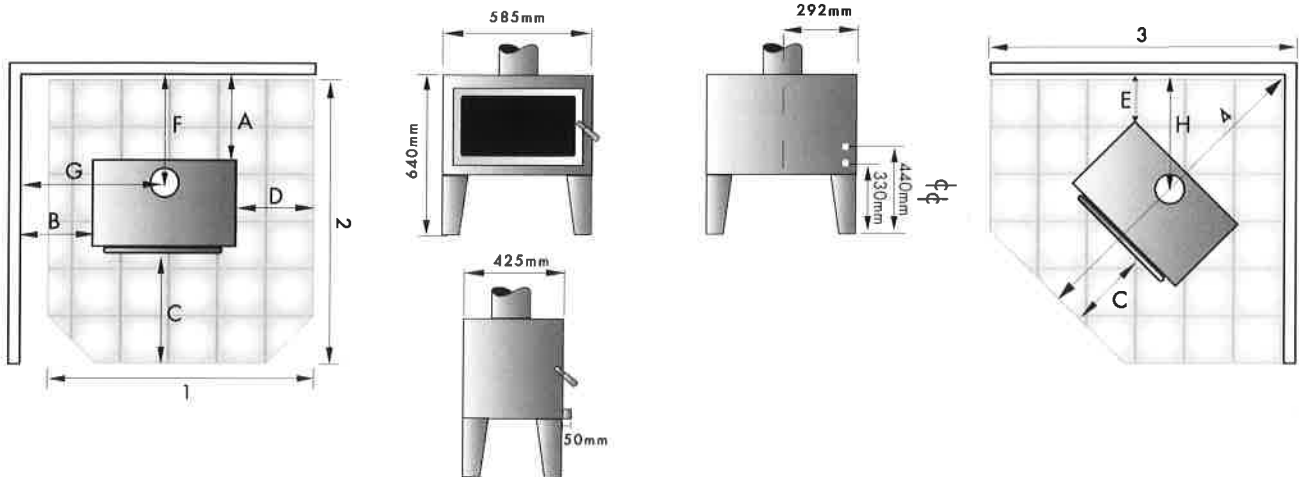




Caldo Rad Rustic RURAL MODEL

SPECIFICATIONS

This is not a 'Clean Air' woodfire model. This woodfire can only be installed into properties of two hectares or more.



Minimum Clearance to Combustibles in Millimetres AS/NZS2918 : 2001

New Zealand

With s/s flue pipe shield

A	B	C	D	E	F	G	H
100	450	300	100	100	230	740	400

Floor Protector Dimensions

1	2	3	4
785	825	1030	1160

Floor Protector Requirements

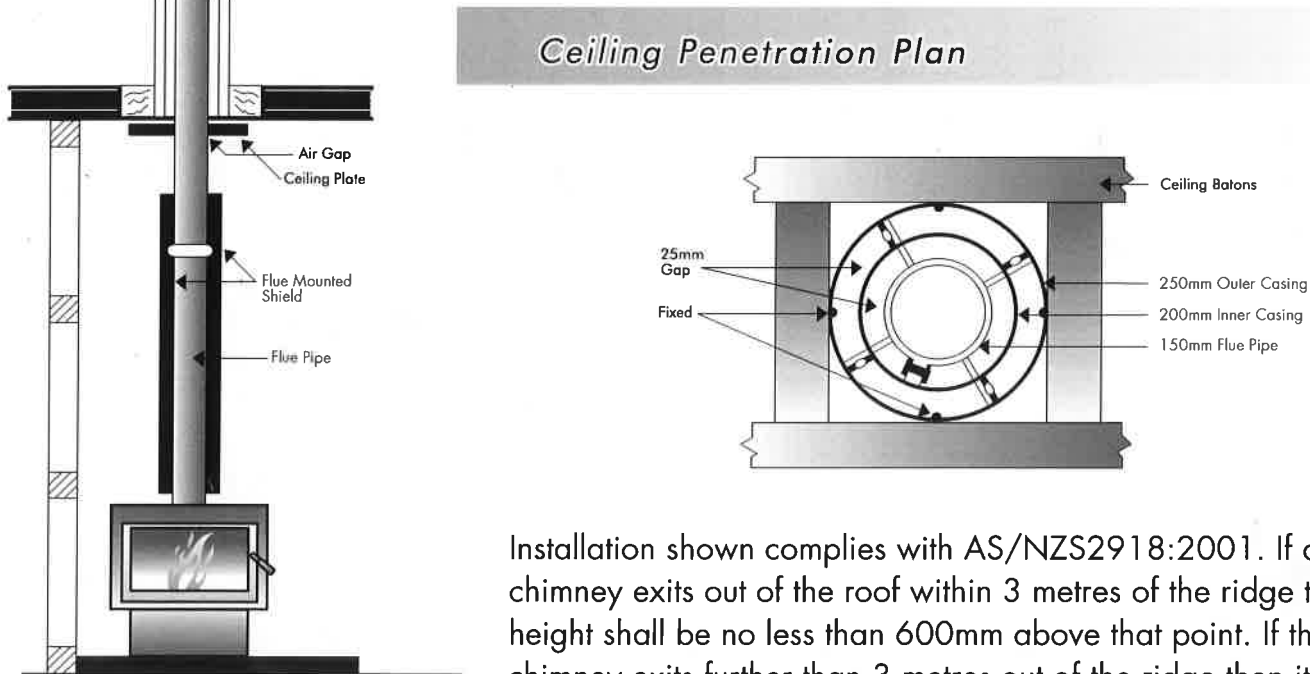
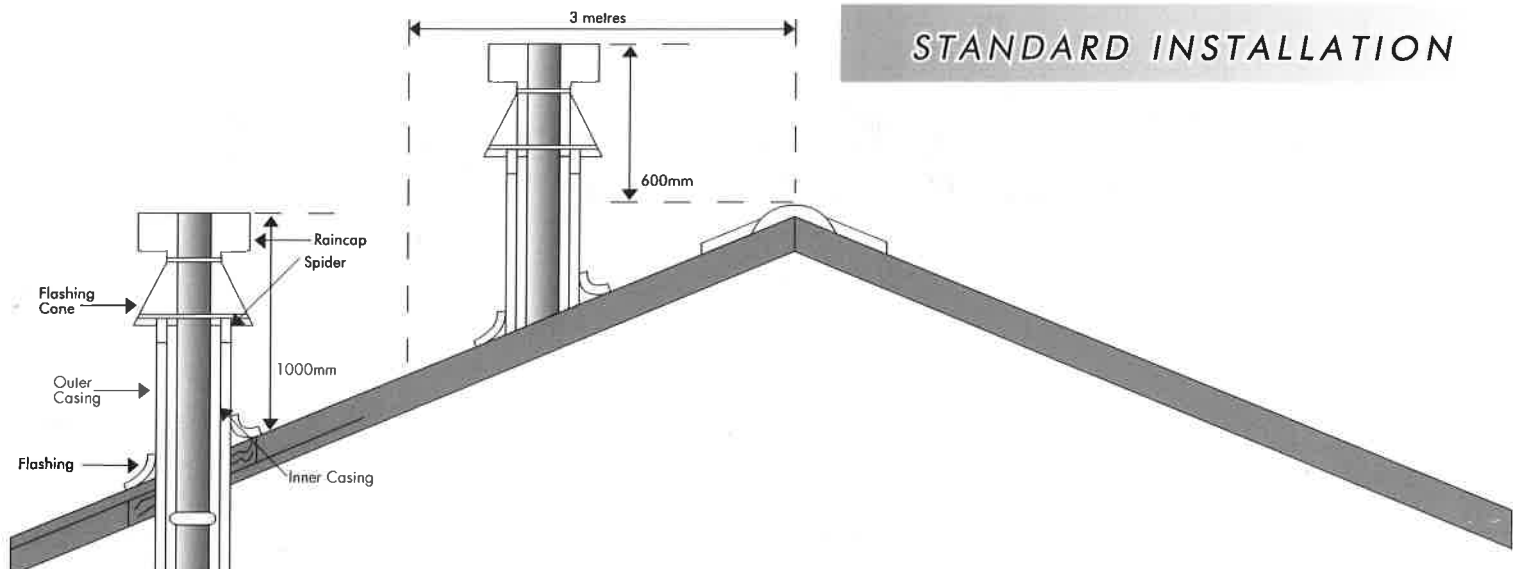
The Milan Caldo Rad Rustic Rural Series requires a floor protector of non-combustible materials. The floor protector must extend under the heater, a minimum of 300mm in front of the door glass, and 100mm to either side of the heater rear shield. The minimum floor protector size for a wall setting installation is 825mm deep and 785mm wide.

Seismic Requirements

The appliance and the floor protector shall be mechanically fixed to the floor itself. A provision has been made at the bottom of the 4 legs to fix through floor protector and floor

Clearance Requirements

The Milan Caldo Rad Rustic Rural Series, when installed according to these instructions, complies with the provisions of AS/NZS2918 : 2001 Appendix B - "Thermal Testing of Installation Clearances". No provision is given for installing this woodfire without a flue pipe shield.



Installation shown complies with AS/NZS2918:2001. If a chimney exits out of the roof within 3 metres of the ridge the height shall be no less than 600mm above that point. If the chimney exits further than 3 metres out of the ridge then it should project 1000mm above roof penetration. No part of the building or any adjacent building may be in or above a circular area of horizontal radius of 3 metres from the flue exit.

For optimum performance overall flue length should be between 4.2m and 4.8m and have no bends. Flue pipes should be 150mm in diameter. Due to factors such as roof pitch, predominant winds, nearby obstructions (i.e. trees, buildings), and fire placement, flue lengths, hats and cowls may vary.